2018

2018 08

		2018 1 1 -2018 6 30

1

‘ ¥

2

‘ ¥

¥ ‘

	700.00	
	1,350,000.00	30 105 135
	-604,449.09	
	111,937.64	
	0.00	
	634,313.27	--

1 ——

1 ——

‘ ¥

1 ——

1

2018 85,261.55 2.79% 2,944.37 2.11% 2,880.94 6.85% 2018

2

2018

2020 30 3.04

PC

5G

TOF IC IC

3

IC

3

‘ ¥

1

‘ ¥

2

‘ ¥

¥ ‘

10%

			80% 2 50% 4 3			
			3,000 1 MCU ARM 4,502.17 2 2015 9,840.00 3 12 2,687.83 17,030.00 10			

2015 6 30

10,804.55 2015 7 30

2015

1,620.00

2012

2014

1

2

3 2015

12

15% 15% 10

30%

15% 15% 30%

20%

4

1

80% 2

40% 3

20% " "

30% 30%

5

6

	;		1 3 2 3			

3

10

30

2/3

ط ـ

IPO 2015

12 36 ' ,EG@b b:

9 10

1

أ

ط 20% 2

50%

ŭ 6 1 ط 3

2

ت ط 10

	1					

‘ ¥

¥ ‘

( )			( )	( )	( )		

2017 6 12

2017 9 14

612.27

2017 9 14 0391 ¤

‘ ¥

‘ ¥

‘ ¥

‘ tqÀÀ%fB — q LØ \ Õ z O œ (Â ƒ žF}CX+Á Ež© Ä œ (6Ñ s%ð s%ð \ Õ z @'œ (Â ƒ `

2018 1 10 2018 1 29 2018

5 36

	2018 01 11	http://www.cninfo.com.cn

1

1

‘ ¥

2

‘ ¥

3

‘ ¥

2

¥ ‘

1

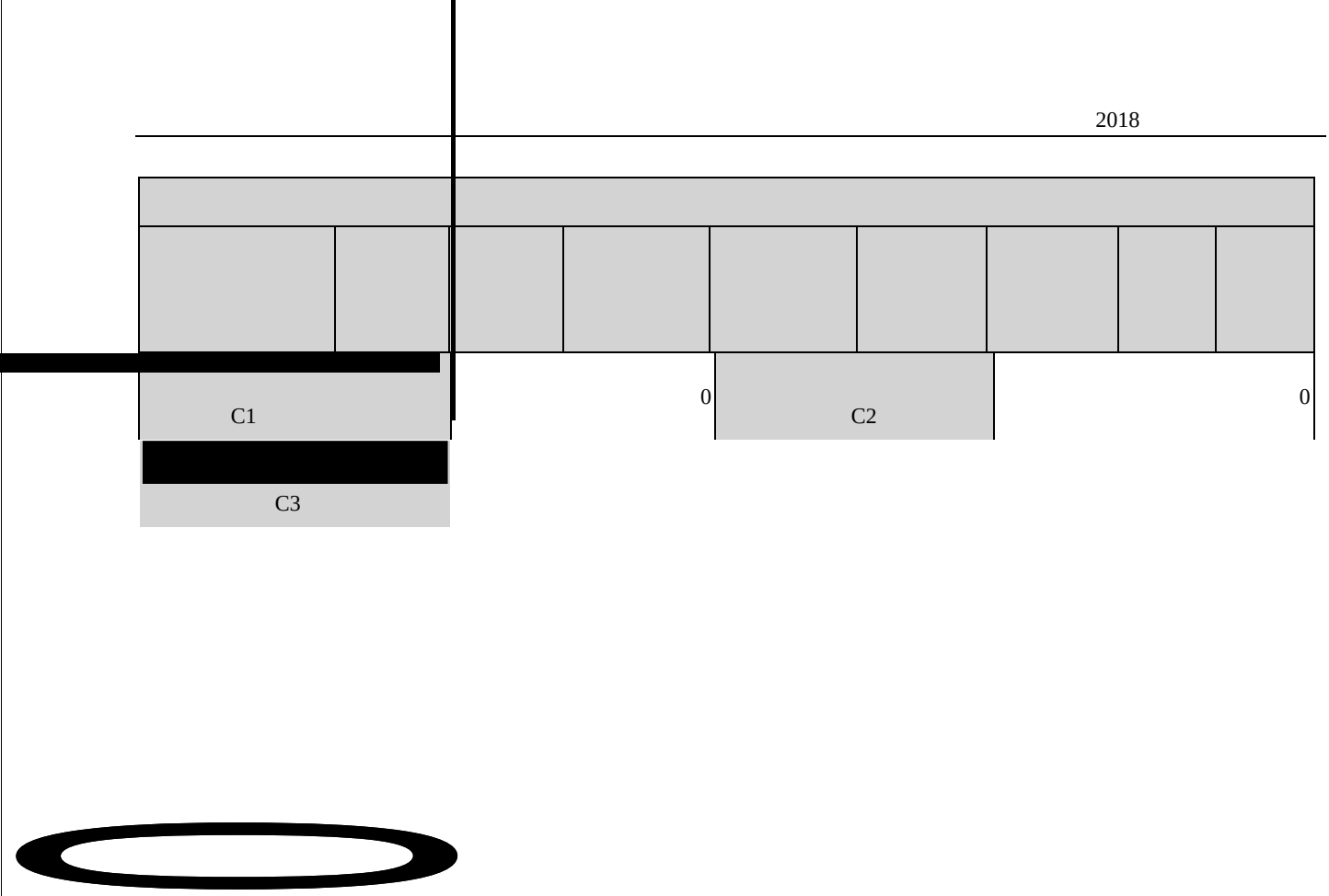
2018
0
0
C1
C2
C3

2

1

“ ”

2

2018 50

9.6

3

		/
	——	——
1.		59.6
	——	——
1.	——	——
2.	——	——
3.	——	——
4.	——	——
4.1		59.6
5.	——	——
6.	——	——
7.	——	——
8.	——	——
9.	——	——

	——	——

4

¥ ‘

1 2016

1 2017 5 22 162326

30 2017 5 23

http://www.cninfo.com.cn

2017-033

2 2017 5 26 2017 5

26 http://www.cninfo.com.cn

3 2017 6 7

2017 6 7 http://www.cninfo.com.cn

4 2017 6 23

12 2018 7 31 2017 6 24

http://www.cninfo.com.cn

Þ

1

	145,485,000	[redacted]							
1	[redacted]	0.00%	0	0	0	0	0	0	0.00%

2016 A <2016 A >
<2016 A > <2016 A
>

2 2016 8 1 2016 A
2016 A <2016 A >
<2016 A > <2016 A
>

3 2016 12 7

4 2017 6 7

5 2017 6 23

6 2017 7 10 2017

7 2017 10 22

2017 10 27 2016 2017 12 5
[2017]2212
3,000 2017 11 30

¥ ‘
18,045,975 2018 6
8

¥ ‘
18,045,975 318,045,975 2017 12 31 2018 6
30 2017 2018 1-6

	/		/	
	2018 1-6 /2018 6 30	2017 /2017 12 31	2018 1-6 /2018 6 30	2017 /2017 12 31
	0.10	0.18	0.09	0.17
	2018 6 30	2017 12 31	2018 6 30	2017 12 31

	243,864,723.69	32,643,770.92
	-3,903,131.07	-5,139,884.53
	19,542,983.54	19,542,983.54
	182,088,973.97	152,645,289.36
	759,639,525.13	499,692,159.29
	2,921,626.39	2,658,470.54
	762,561,151.52	502,350,629.83
	1,504,391,447.19	1,089,840,837.64

2

	396,593,819.92	141,554,998.38
	84,139,606.14	168,973,173.44
	187,935,348.94	162,762,094.26
	61,050,390.73	1,644,120.95
	2,325,903.31	2,234,278.84
	46,059,954.75	33,177,003.59
	23,416,033.38	22,524,106.02
	2,667,854.33	1,891,504.46
	804,188,911.50	534,761,279.94

	348,284,431.26	308,521,495.21
	348,284,431.26	308,521,495.21
	318,045,975.00	300,000,000.00
	244,030,628.44	32,809,675.67

	852,615,453.41	829,478,669.51
	852,615,453.41	829,478,669.51
	828,840,420.15	795,918,732.61
	761,500,210.15	739,550,060.21

[redacted]

1.		
2.		
1.		
2.		
3.		
4.		
5.		
6.		
	15,371,731.62	15,033,077.89

5

	936,082,000.62	894,707,598.60

	300,000.00	656,428.85
	15,100,734.30	2,610,868.14
	951,482,734.92	897,974,895.59
	851,768,626.01	810,365,496.53
≈ –		

	148,966,649.34	37,023,802.86
	-148,965,949.34	-37,023,482.86
	229,266,927.77	
	723,463,141.27	514,608,442.36
	952,730,069.04	514,608,442.36
	594,160,570.98	472,867,816.52
	6,969,556.36	22,130,543.71
	38,332,610.33	
	639,462,737.67	494,998,360.23
	313,267,331.37	19,610,082.13
	1,768,907.23	-225,735.94
	196,306,860.48	11,519,167.62
	88,927,745.42	48,361,745.57
	285,234,605.90	59,880,913.19

6

	468,279,996.56	362,891,749.20
	300,000.00	
	14,781,812.64	1,610,733.50
	483,361,809.20	364,502,482.70
	430,615,320.06	284,306,667.68
	26,949,433.61	18,721,799.15

	120,000,000.00				212,643,770.92		7,284,275.39						

	27.77

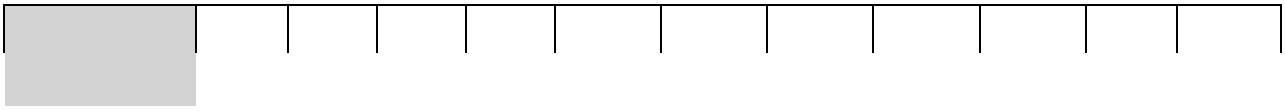

	300,000,000.00				32,809,675.67				19,542,983.54	64,441,631.34	416,794,290.55

(“ ” “ ”) 2000 10 9

310104000179859 2016 1 8

91310000703034995X A

200 A 301

( )

2018 8 28

1

—

(“ ”)

2

1

2018 6 30 2018

2

1 1 12 31

3

12

4

5

( )

(

)

( )

( )

( )

( )

)

( )

[

]

15

(2)

3

19

20

21

1

5

5

2

22

23

29

1

( )

2

30 /

(1)

(2)

(1)

(2)

1 113,290,138.58

2 7,200,000.00

3 21,825,500.00

4 9,927,830.00

5 500,000.00

2

3

‘ ¥

4

1

	64,527,415.45	133,735,199.87
	19,612,190.69	35,134,663.57
PDC	11,087,474.52	16,553,760.24
	95,227,080.66	185,423,623.68

2

3

	12,704,105.26	40,580,157.19
	12,704,105.26	40,580,157.19

4

PDC 30
60

2018 6 30

5

1

	44,569,166.50	8,046,243.97	--	--

¥ ‘

1			

4

		(%)			
	55,850,206.18	13.61%		6	
	38,743,125.58	9.44%		6	2,220,203.05
	25,930,767.09	6.32%		6	
	22,701,592.99	5.53%		6	
	22,080,710.43	5.38%		6	
	165,306,402.27	40.29%			2,220,203.05

2018 6 30

7

8

10

1

	336,544,372.02	6,957,221.75	329,587,150.27	262,545,568.01	5,224,559.40	257,321,008.61
	336,544,372.02	6,957,221.75	329,587,150.27	262,545,568.01	5,224,559.40	

2018 6 30

3

4

11

12

13

	856,439.49	803,888.70
	1,811,414.84	1,455,765.67
		794,510.17
	2,667,854.33	3,054,164.54

	1,040,524.92		1,040,524.92			
	1,040,524.92		1,040,524.92			

2

2

3

16

1

2

3

17

	38,715,995.03			3,062,020.50						41,778,015.53	
Upkeen Global Investment Limited		132,735,134.70		6,431,800.61						139,166,935.31	

Fast	
Achieve	14,748,34
Ventures	8.30
Limited	

1				

4

5

22

23

1

‘ ¥

2

‘ ¥

24

‘ ¥

25

1

1.		328,184.05		4,554,259.17	4,882,443.22
2.					
1		55,616.26		153,309.01	208,925.27

0.00%

2

2018 6 30 2017 12 31

	292,001.56	43,800.22	875,964.31	131,394.63
	1,624,063.18	243,609.48	1,644,333.14	246,649.97
	927,880.80	142,021.99	776,649.88	119,337.35
	206,365.78	30,954.86	150,598.37	22,589.75
	26,728.18	4,009.23	26,728.18	4,009.23
	3,855,141.40	619,128.65	3,808,575.47	612,143.76
	194,099.24	32,966.87	175,270.93	29,795.96
	7,126,280.14	1,116,491.30	7,458,120.28	1,165,920.65

2

	79,850,541.67	6,750,141.04	67,698,840.32	5,800,811.43
	79,850,541.67	6,750,141.04	67,698,840.32	5,800,811.43

3

		1,116,491.30		1,165,920.65
		6,750,141.04		5,800,811.43

4

	697,772.01	678,827.16
	697,772.01	678,827.16

5

30

33

‘ ¥

34

	43,525,500.00	17,861,985.98
	43,525,500.00	17,861,985.98

0.00

35

1

	198,017,777.31	190,706,406.76
	198,017,777.31	190,706,406.76

2 1

2018 6 30 1

36

1

	2,791,003.55	3,038,209.35
	2,791,003.55	3,038,209.35

2 1

3

2018 6 30 1

37

1

	6,146,260.80	24,956,388.80	26,208,687.46	4,893,962.14
-	338,428.75	2,473,513.91	2,477,126.68	334,815.98
	6,484,689.55	27,429,902.71	28,685,814.14	5,228,778.12

2

1	5,825,979.44	21,660,094.34	22,899,981.36	4,586,092.42
2		1,120,535.23	1,120,535.23	0.00
3	187,743.76	1,232,999.88	1,234,878.52	185,865.12
	169,392.92	1,099,688.19	1,101,362.40	167,718.71
	6,466.74	24,790.81	24,819.00	6,438.55
	11,884.10	108,520.88	108,697.12	11,707.86
4				

1	321,945.39	2,391,579.02	2,395,103.67	318,420.74
2	16,483.36	81,934.89	82,023.01	16,395.24
	338,428.75	2,473,513.91	2,477,126.68	334,815.98

38

41

1

	143,084.25	2,817,067.20
	34,968.00	2,732,328.08
	886,892.48	1,530,197.63
	70,000.00	920,000.00
	91,099.00	91,099.00
	2,322,253.91	2,913,076.69
	3,548,297.64	

45

1

48

1

								/

52

53

		+ -					
	300,000,000.00	18,045,975.00				18,045,975.00	318,045,975.00

2015 6 24 (
[2015]1361) 3,000 1.00 6.87
3,000 206,100,000.00 A 35,800,000.00

54

1

2

55

	32,809,675.67	211,220,952.77		244,030,628.44
	-165,904.75			-165,904.75
	32,643,770.92	211,220,952.77		243,864,723.69

2018 5 24 (A)18,045,975 211,220,952.77
243,864,723.69

56

57

	-5,139,884.53	1,236,753.46			1,236,753.46	0.00	-3,903,131.07
	-5,139,884.53	1,236,753.46			1,236,753.46	0.00	-3,903,131.07

	-5,139,884.53	1,236,753.46			1,236,753.46	0.00	-3,903,131.07

58

59

	19,542,983.54			19,542,983.54
	19,542,983.54			19,542,983.54 8E‰ œ0

	8,492,752.93	8,332,780.11
	13,415,867.16	11,510,165.02
	169,040.48	163,924.17
	233,458.29	270,286.43
	147,772.76	134,956.57
	1,152,621.82	1,162,736.99
	756,741.32	538,080.44
	376,025.64	266,427.71
	740,662.07	370,123.39
	717,419.15	537,912.94
	208,925.27	279,914.69
	476,797.42	1,497,464.95
	100,854.88	64,769.14
	216,915.94	170,225.89
	495,595.52	144,982.39
	27,701,450.65	25,444,750.83

65

	7,211,557.92	3,862,958.16
	1,134,139.83	751,592.55
	-1,997,180.45	587,383.60
	3,957,247.03	2,328,673.43
	8,037,484.67	6,027,422.64

66

	2,304,201.83	-84,639.10
	4,714,213.77	2,184,649.32
	7,018,415.60	2,100,010.22

67

								/
						1,050,000.00	0.00	
						0.00	1,220,000.00	
	--	--	--	--	--	1,050,000.00	1,220,000.00	--

72

	596,000.00		596,000.00
	8,449.09		8,449.09
	604,449.09		604,449.09

	8,755,900.96	4,527,082.70
	26,432,287.98	25,540,702.73

3

--	--	64,427,482.65

81

1

1

2

1

2

3

2018

3

2018

4

、 ¥

、 ¥

5

2018 1 23 100% 500
2018 6 30

	--	--
	14,747,044.08	
	--	--
--`•-`	-6,154.63	

2017 12 31

344,200,228.13

	398,352,456.33	394,863,151.44	1,358,710.68	2,130,594.21	-
	95,227,080.66	95,227,080.66	-	-	-
	28,226,042.70	28,226,042.70	-	-	-

2017 12 31

			1	1 2	2
	335,800,928.93	333,423,797.37	192,086.87	2,185,044.69	-
	185,423,623.68	185,423,623.68	-	-	-
	47,153,116.74	47,153,116.74	-	-	-

2018 6 30

2018 6 30

2018 6 30 100%(2017 12 31 100%) 1

2018 6 30

	3	3	1	1 5	5

3 3

	--	--	--	--
	--	--	--	--

2

3

4

5

6

7

8

9

1

			1,000	30.07%	30.07%

( )

97% 100% 100% 43.7%

2

1.

3

3.

4

( )	

5

1

/

/

3

8

6

1

2

7

8

1

‘ ¥

2

‘ ¥

3

‘ ¥

4

5

1

2

1

2

3

1

2

3

1

2

4

5

2

1

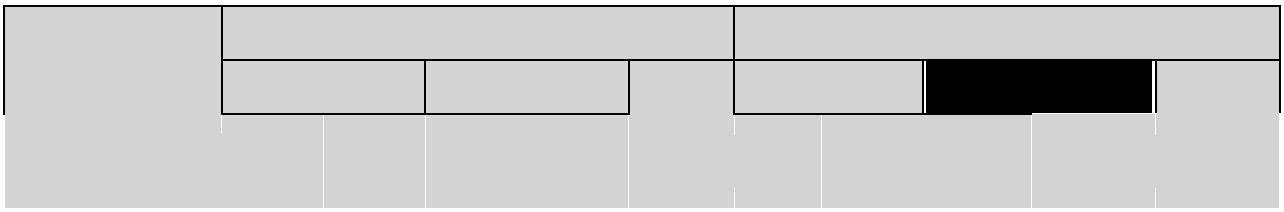

		224,758.56	1	0.49%	0.00
	--	44,789,964.46	--	97.22%	0.00

6

2018 6 30 2017 12 31

7

8

2018 6 30

3

	196,892,480.32		196,892,480.32	180,590,880.32		180,590,880.32
	196,892,480.32		196,892,480.32	180,590,880.32		180,590,880.32

1

	175,590,880.32	16,301,600.00		191,892,480.32		
	5,000,000.00			5,000,000.00		
	180,590,880.32	16,301,600.00		196,892,480.32		



60.49

	-604,449.09	
	111,937.64	
	0.00	
	634,313.27	--

1 ——

1 ——

‘ ¥

2

		/	/
	5.30%	0.10	0.10
	5.59%	0.10	0.10

3

1

‘ ¥

2

‘ ¥

3

4

1
2
3
4