



**2016**

**2016 07**



|       |            |
|-------|------------|
| ..... | <b>2</b>   |
| ..... | <b>6</b>   |
| ..... | <b>10</b>  |
| ..... | <b>21</b>  |
| ..... | <b>31</b>  |
| ..... | <b>34</b>  |
| ..... | <b>35</b>  |
| ..... | <b>127</b> |



---

|       |  |                         |    |
|-------|--|-------------------------|----|
| Pulse |  | Pulse Electronics Corp. | IC |
|       |  |                         |    |
|       |  |                         |    |
|       |  |                         |    |



300493

|   |                |                |          |
|---|----------------|----------------|----------|
|   |                |                |          |
|   | 619,831,626.18 | 512,389,228.51 | 20.97%   |
|   | 23,296,608.15  | 19,591,766.22  | 18.91%   |
|   | 22,030,926.29  | 19,583,975.32  | 12.49%   |
|   | -31,296,016.00 | 5,960,643.72   | -625.04% |
| / | -0.2608        | 0.07           | -472.57% |
| / | 0.19           | 0.22           | -13.64%  |
| / | 0.19           | 0.22           | -13.64%  |
|   | 4.78%          | 7.40%          | 2.62     |
|   | 4.52%          | 7.40%          | 2.88     |
|   |                |                |          |
|   | 683,755,843.34 | 648,437,556.58 | 5.45%    |
|   | 443,461,341.89 | 454,110,267.37 | -2.35%   |
| / | 3.6955         | 5.05           | -26.82%  |

|  |  |              |
|--|--|--------------|
|  |  |              |
|  |  | 1            |
|  |  | 1,530,000.00 |

1

1

IC

1

2

IC

1

2016 61,983.16 20.97% 2016 2,329.66  
 18.91% 2016 2,203.09  
 12.49%  
 WiFi , POS

|  |                |                |            |                  |
|--|----------------|----------------|------------|------------------|
|  |                |                |            |                  |
|  | 619,831,626.18 | 512,389,228.51 | 20.97%     |                  |
|  | 547,225,697.17 | 450,687,029.73 | 21.42%     |                  |
|  | 20,587,339.69  | 15,345,009.03  | 34.16%     | 1<br>2<br>3      |
|  | 23,258,911.18  | 20,242,544.14  | 14.90%     |                  |
|  | -238,515.62    | 1,618,639.81   | -114.74%   |                  |
|  | 5,246,230.90   | 3,367,245.27   | 55.80%     |                  |
|  | 12,249,902.11  | 10,318,483.60  | 18.72%     |                  |
|  | -31,296,016.00 | 5,960,643.72   | -625.04%   | 2016 1-6<br>2015 |
|  | 22,403,047.64  | 104,262.89     | 21,387.08% |                  |
|  | 15,524,665.08  | -32,191,384.66 | 148.23%    |                  |
|  | 6,758,004.73   | -26,234,473.56 | 125.71%    |                  |

2

2015

MCU

POS  
2016 (AAC) WiFi BLE WiFi IC  
2016 NXP NFC

3

1

IC IC IC AVX/  
IC IC IC IC  
IC IC IC IC  
IC IC IC IC  
IC IC

2

10%

| Wifi | 241,139,382.04 | 218,060,307.34 | 9.57%  | 20.04% | 22.86% | 2.08 |
|------|----------------|----------------|--------|--------|--------|------|
|      | 76,320,143.79  | 65,224,910.20  | 14.54% | 74.68% | 66.22% | 4.35 |



6



|  |   |  |         |  |  |  |
|--|---|--|---------|--|--|--|
|  | ( |  | (2)/(1) |  |  |  |
|  | ) |  |         |  |  |  |

---

|  |  |
|--|--|
|  |  |
|  |  |
|  |  |

**3**

**2**

**3**


**1**

**2**

**4**

**1**

C13 4 19.56 re





|  |  |       |  |    |    |    |    |   |      |   |  |  |  |  |
|--|--|-------|--|----|----|----|----|---|------|---|--|--|--|--|
|  |  | 90060 |  | 04 | 01 | 05 | 31 | × |      | × |  |  |  |  |
|  |  |       |  |    |    |    |    |   | /365 |   |  |  |  |  |

|  |  |       |       |      |    |    |    |   |      |   |       |  |  |      |
|--|--|-------|-------|------|----|----|----|---|------|---|-------|--|--|------|
|  |  |       | 2016  | 2016 |    |    |    |   |      |   |       |  |  |      |
|  |  | 90021 | 1,500 | 04   | 19 | 05 | 10 | × |      | × | 1,500 |  |  | 2.93 |
|  |  |       |       |      |    |    |    |   | /365 |   |       |  |  |      |

|   |  |
|---|--|
| ) |  |
|   |  |

**2**

**3**

|        |      |          |          |        |        |           |
|--------|------|----------|----------|--------|--------|-----------|
| 20.97% | 2016 | 2,203.09 | 2,329.66 | 12.49% | 18.91% | 61,983.16 |
|        | 2016 |          |          |        |        | 2016      |

|             |      |    |       |   |            |
|-------------|------|----|-------|---|------------|
| 2016 5 25   | 2015 | 10 | <2015 | > | 2015 12 31 |
| 120,000,000 |      |    | 3     |   | 36,000,000 |
| 2016 6 1    | 2015 |    |       |   | 2016 6 7   |
| 6 8         |      |    |       |   | 2016       |

---

|  |  |
|--|--|
|  |  |
|  |  |
|  |  |
|  |  |
|  |  |

---

---

---

**1**

**2**

**3**

**1**

**2**

3

4

1

1

2

3

2

|  |  |  |  |  |  |  |  |  |
|--|--|--|--|--|--|--|--|--|
|  |  |  |  |  |  |  |  |  |
|  |  |  |  |  |  |  |  |  |
|  |  |  |  |  |  |  |  |  |
|  |  |  |  |  |  |  |  |  |

|          |  |       |               |          |  |          |  |  |
|----------|--|-------|---------------|----------|--|----------|--|--|
|          |  |       | 22            |          |  |          |  |  |
|          |  | 1,950 | 2015 07<br>22 | 1,000    |  |          |  |  |
|          |  | 2,600 | 2015 10<br>26 | 870      |  |          |  |  |
| B1       |  | 6,500 |               | B2       |  | 2,903.75 |  |  |
| B3       |  | 6,500 |               | B4       |  | 2,903.75 |  |  |
|          |  |       |               |          |  |          |  |  |
|          |  |       |               |          |  |          |  |  |
| A1+B1+C1 |  | 6,500 |               | A2+B2+C2 |  | 2,903.75 |  |  |
| A3+B3+C3 |  | 6,500 |               | A4+B4+C4 |  | 2,903.75 |  |  |
| A4+B4+C4 |  |       |               | 6.55%    |  |          |  |  |
|          |  |       |               |          |  |          |  |  |

1

3

|  |  |  |  |  |  |  |  |
|--|--|--|--|--|--|--|--|
|  |  |  |  |  |  |  |  |
|--|--|--|--|--|--|--|--|

4



|     |    |      |     |         |   |   |
|-----|----|------|-----|---------|---|---|
|     |    |      | 80% |         |   |   |
|     |    |      | 2   |         |   |   |
|     |    | 2    |     |         |   |   |
|     |    |      |     | 1%      |   | 2 |
|     |    |      |     | 1%      |   |   |
|     |    |      |     | 80%     |   |   |
|     |    |      | 3   |         |   |   |
|     |    | 1    |     |         | 2 |   |
|     |    |      |     | 100%    |   |   |
|     |    |      | 2   |         |   |   |
|     |    |      |     |         | 3 |   |
| ( ) | 1% |      |     | 2015 12 |   |   |
| ;   |    |      |     | 10      |   |   |
|     |    |      | 1%  |         |   |   |
|     |    | 2    |     |         | 2 |   |
|     |    |      |     |         |   |   |
|     |    | 100% |     |         |   |   |
|     |    |      | 20% |         |   |   |
|     |    |      |     |         | 3 |   |

|  |  |          |     |    |           |      |   |  |
|--|--|----------|-----|----|-----------|------|---|--|
|  |  | 30       |     |    | 10,804.55 | 10   |   |  |
|  |  | 2015     | 7   | 30 | 2015      |      |   |  |
|  |  | 1,620.00 |     |    |           |      |   |  |
|  |  | 2012     |     |    |           |      |   |  |
|  |  |          |     |    |           | 2014 |   |  |
|  |  |          | 1   |    |           |      |   |  |
|  |  |          |     | 2  |           |      |   |  |
|  |  |          |     |    | 3         |      |   |  |
|  |  | 15%      | 15% |    |           |      |   |  |
|  |  | 30%      |     |    |           |      |   |  |
|  |  |          |     |    |           | 15%  |   |  |
|  |  | 15%      | 30% |    |           |      |   |  |
|  |  | 20%      |     |    |           |      |   |  |
|  |  |          |     |    | 4         |      |   |  |
|  |  |          |     |    | 1         |      |   |  |
|  |  |          |     |    |           | 80%  | 2 |  |
|  |  | 40%      | 3   |    |           |      |   |  |
|  |  |          |     |    | 20%       | "    | " |  |
|  |  |          |     |    |           |      |   |  |
|  |  |          |     |    | 30%       |      |   |  |
|  |  | 30%      |     |    |           |      |   |  |
|  |  |          |     |    | 5         |      |   |  |
|  |  |          |     |    |           |      |   |  |
|  |  |          |     |    |           |      | 6 |  |

|  |              |        |   |                  |
|--|--------------|--------|---|------------------|
|  |              | 7      |   |                  |
|  | 1<br>30<br>2 | 6<br>3 | 1 | 2015 12<br>10 36 |
|  |              | 2<br>3 | 3 | 2015 12<br>10 36 |

10

30





**1**

|  |  |  |  |  |  |  |  |  |  |
|--|--|--|--|--|--|--|--|--|--|
|  |  |  |  |  |  |  |  |  |  |
|  |  |  |  |  |  |  |  |  |  |

**2**

|    |  |  |  |  |  |  |  |  |        |
|----|--|--|--|--|--|--|--|--|--------|
|    |  |  |  |  |  |  |  |  | 19,334 |
| 5% |  |  |  |  |  |  |  |  |        |
|    |  |  |  |  |  |  |  |  |        |



---

|  |         |  |  |
|--|---------|--|--|
|  | 158,000 |  |  |
|  | 138,335 |  |  |
|  | 124,700 |  |  |

**1****2**

|  |  |  | 2016 05 25 |      |
|--|--|--|------------|------|
|  |  |  | 2016 05 25 | 2015 |

**1**

2016 06 30

|  |               |  |
|--|---------------|--|
|  |               |  |
|  |               |  |
|  | 96,612,193.93 |  |



---

|  |                |                |
|--|----------------|----------------|
|  | 136,330,401.45 | 113,380,783.25 |
|  | 3,741,116.09   | 2,512,740.94   |
|  |                |                |
|  |                |                |
|  | 5,796,903.43   | 6,430,437.88   |
|  | 4,931,132.59   | 3,091,659.85   |
|  |                |                |
|  | 1,906,209.00   |                |
|  | 5,405,160.01   |                |



---

|  |               |               |
|--|---------------|---------------|
|  |               |               |
|  |               |               |
|  |               |               |
|  |               |               |
|  | 12,066,356.50 | 12,066,356.50 |



---

|  |                |                |
|--|----------------|----------------|
|  | 619,831,626.18 | 512,389,228.51 |
|  | 619,831,626.18 | 512,389,228.51 |
|  |                |                |
|  |                |                |
|  |                |                |

|    |               |               |
|----|---------------|---------------|
|    | 150,996.41    | 101,860.68    |
|    | 2,185,983.39  | 164,310.05    |
|    | 2,054,466.37  | 127,320.25    |
|    |               |               |
| 1. |               |               |
| 2. |               |               |
|    | 2,054,466.37  | 127,320.25    |
| 1. |               |               |
| 2. |               |               |
| 3. |               |               |
| 4. |               |               |
| 5. | 2,054,466.37  | 127,320.25    |
| 6. |               |               |
|    | 131,517.02    | 36,989.80     |
|    | 25,633,587.95 | 19,857,936.95 |
|    | 25,351,074.52 | 19,719,086.47 |
|    | 282,513.43    | 138,850.48    |
|    |               |               |
|    | 0.19          | 0.22          |
|    | 0.19          | 0.22          |

4

18Ci+X

|             |                |                |
|-------------|----------------|----------------|
|             |                |                |
|             | 181,913,666.89 | 149,394,068.28 |
|             | 137,448,988.50 | 109,793,726.62 |
|             | 232,881.74     | 395,252.26     |
|             | 11,623,574.87  | 9,510,923.45   |
|             |                |                |
|             | 777,085.59     | 463,809.06     |
|             | 304,379.87     | 355,841.71     |
|             |                |                |
|             | 1,516,061.93   | 529,361.63     |
|             |                |                |
|             |                |                |
| <b>ÖFf•</b> |                |                |
|             |                |                |
| <b>ÖF_*</b> |                |                |
|             |                |                |
|             |                |                |

|    |               |               |
|----|---------------|---------------|
|    |               |               |
| 2. |               |               |
| 3. |               |               |
| 4. |               |               |
| 5. |               |               |
| 6. |               |               |
|    | 14,365,250.34 | 13,459,249.57 |
|    |               |               |
|    |               |               |
|    |               |               |

5

|  |                |                |
|--|----------------|----------------|
|  |                |                |
|  |                |                |
|  | 662,746,529.89 | 481,803,808.24 |
|  |                |                |
|  |                |                |
|  |                |                |
|  |                |                |
|  |                |                |
|  |                |                |
|  |                |                |
|  |                |                |
|  |                |                |
|  | 748,562.47     |                |
|  | 6,511,183.29   | 746,920.56     |
|  | 670,006,275.65 | 482,550,728.80 |

---

|  |                |                |
|--|----------------|----------------|
|  | 646,607,842.15 | 434,001,357.89 |
|  |                |                |

---

|  |               |  |
|--|---------------|--|
|  |               |  |
|  | 36,844,548.45 |  |

|  |               |               |
|--|---------------|---------------|
|  | 1,000.00      |               |
|  |               |               |
|  |               |               |
|  | 23,640,728.34 | 529,361.63    |
|  | 1,237,680.70  | 199,665.53    |
|  |               |               |
|  |               |               |
|  |               |               |
|  | 1,237,680.70  | 199,665.53    |
|  | 22,403,047.64 | 329,696.10    |
|  |               |               |
|  |               |               |
|  | 9,900,000.00  | 19,500,000.00 |
|  |               |               |



3



---

|  |        |  |  |        |  |       |  |       |  |        |       |         |
|--|--------|--|--|--------|--|-------|--|-------|--|--------|-------|---------|
|  | 0      |  |  | 770.92 |  | 47.75 |  | 92.40 |  | 756.94 | 63.92 | ,136.43 |
|  | 30,000 |  |  |        |  |       |  |       |  |        |       |         |
|  | ,000.0 |  |  |        |  |       |  |       |  |        |       |         |
|  | 0      |  |  |        |  |       |  |       |  |        |       |         |

---

|   |  |  |  |  |  |  |  |  |  |  |  |  |  |  |
|---|--|--|--|--|--|--|--|--|--|--|--|--|--|--|
| 2 |  |  |  |  |  |  |  |  |  |  |  |  |  |  |
|   |  |  |  |  |  |  |  |  |  |  |  |  |  |  |



|   |               |  |  |  |                |  |  |  |  |        |                |
|---|---------------|--|--|--|----------------|--|--|--|--|--------|----------------|
|   |               |  |  |  |                |  |  |  |  | 167.35 | 7.35           |
|   | 30,000,000.00 |  |  |  | 140,300,000.00 |  |  |  |  |        | 170,300,000.00 |
| 1 | 30,000,000.00 |  |  |  | 140,300,000.00 |  |  |  |  |        | 170,300,000.00 |
| 2 |               |  |  |  |                |  |  |  |  |        |                |

( )

**1**

(

**2**

**1**

2016 6 30

2016 6 30

6

**2**

1 1 12 31

**3**

12

4

5

---

) ( ) (

---

( )  
( )  
( )  
( )

6

2015 12 31

(

)

10

---

( )

(1)

(2)

(b)

(a)

\_\_\_\_\_

\_\_\_\_\_

\_\_\_\_\_

( )

( )  
( )

( )

**11**

**1**

|  |     |
|--|-----|
|  | 100 |
|  |     |

**2**

|  |  |
|--|--|
|  |  |
|  |  |
|  |  |

|      |        |       |
|------|--------|-------|
|      |        |       |
| 6 -1 | 10.00% | 0.00% |
| 1 2  | 50.00% | 5.00% |

2 3



---

15

16

1

2

|  |  | 3 -5 | 0%-5% | 19%-33% |
|--|--|------|-------|---------|
|  |  | 5    | 0%-5% | 19%-20% |
|  |  | 3 -5 | 0%-5% | 19%-33% |

3

17

18

(1)

(2)

(3)



22

23

5

3

24

1

2

10

[ / / ]

---

29

1

(1)

(2)

(1)

(2)

**31**



( )

**1**

|  |    |     |
|--|----|-----|
|  |    |     |
|  | 6% | 17% |

|  |     |
|--|-----|
|  | 17% |
|--|-----|

2

\_\_\_\_\_

2014 GR201431001636)

2008 1 1 2009 4 22

( [2009]203 ) 2014 2015 2016

15%

\_\_\_\_\_

2016 2013 106 2014 1 1

2016

3

1

|  |               |                |
|--|---------------|----------------|
|  |               |                |
|  | 11,692.92     | 10,374.23      |
|  | 28,543,014.90 | 21,786,328.86  |
|  | 68,057,486.11 | 97,885,961.11  |
|  | 96,612,193.93 | 119,682,664.20 |

2016 6 30 68,057,486.11

2

---

|  |  |  |
|--|--|--|
|  |  |  |
|--|--|--|

3

4

1

|  |               |              |
|--|---------------|--------------|
|  |               |              |
|  | 11,194,511.81 | 5,820,069.52 |

5

1



|                           | 12,212.63  |   |
|---------------------------|------------|---|
| PROWAVE Technology Co;ltd | 65,650.28  |   |
|                           | 321,730.46 | — |
|                           | 399,602.37 |   |

---

|  |               |        |
|--|---------------|--------|
|  | 80,417,088.79 | 37.02% |
|--|---------------|--------|

2

|  |  |  |  |  |
|--|--|--|--|--|
|  |  |  |  |  |
|--|--|--|--|--|

8



---

**5**

|  |  |  |  |  |  |
|--|--|--|--|--|--|
|  |  |  |  |  |  |
|--|--|--|--|--|--|

2

|  | 3,441,751.07 | 3,446,581.24 | 105,360.47 | 2,144,773.49 |  | 4,848,919.29 |
|--|--------------|--------------|------------|--------------|--|--------------|
|  | 3,441,751.07 | 3,446,581.24 | 105,360.47 | 2,144,773.49 |  | 4,848,919.29 |

13

|  |               |                |
|--|---------------|----------------|
|  |               |                |
|  |               | 802,319.94     |
|  | 732,749.30    | 1,059,294.43   |
|  | 82,000,000.00 | 104,500,000.00 |
|  | 82,732,749.30 | 106,361,614.37 |

14

1

|  |  |  |  |  |  |  |
|--|--|--|--|--|--|--|
|  |  |  |  |  |  |  |
|  |  |  |  |  |  |  |

2

|  |  |  |  |  |
|--|--|--|--|--|
|  |  |  |  |  |
|--|--|--|--|--|

3

|  |  |  |  |  |  |  |  |  |  |
|--|--|--|--|--|--|--|--|--|--|
|  |  |  |  |  |  |  |  |  |  |
|  |  |  |  |  |  |  |  |  |  |

4

|  |  |
|--|--|
|  |  |
|--|--|

---

15

1

|  |  |  |  |  |  |  |
|--|--|--|--|--|--|--|
|  |  |  |  |  |  |  |
|  |  |  |  |  |  |  |

2

**18**

**1**


**2**

**3**



**19**

**1**

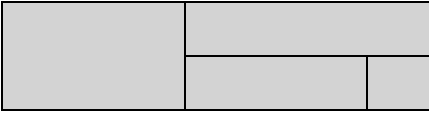


---


|    |           |       |          |            |
|----|-----------|-------|----------|------------|
|    | 11,543.38 | 81.49 | 7,075.65 | 18,700.53  |
| 3. |           |       |          |            |
| 1  | 61,924.53 |       |          | 510,823.14 |
|    |           |       |          |            |

20

1



2



3



21



22





---

|    |  |            |  |              |              |
|----|--|------------|--|--------------|--------------|
| 4. |  | 201,334.79 |  | 3,537,094.37 | 3,738,429.16 |
|    |  |            |  |              |              |
| 1. |  |            |  |              |              |
| 2. |  |            |  |              |              |
| 1  |  |            |  |              |              |
|    |  |            |  |              |              |
| 3. |  |            |  |              |              |
| 1  |  |            |  |              |              |
|    |  |            |  |              |              |
| 4. |  |            |  |              |              |
|    |  |            |  |              |              |

---

2

|  |  |  |  |  |
|--|--|--|--|--|
|  |  |  |  |  |
|--|--|--|--|--|

|  |               |              |               |              |
|--|---------------|--------------|---------------|--------------|
|  |               |              |               |              |
|  | 47,118,118.94 | 4,005,040.11 | 36,999,317.41 | 3,144,941.98 |
|  | 47,118,118.94 | 4,005,040.11 | 36,999,317.41 | 3,144,941.98 |

**3**

|  |  |              |  |              |
|--|--|--------------|--|--------------|
|  |  |              |  |              |
|  |  | 491,269.41   |  | 445,904.72   |
|  |  | 4,005,040.11 |  | 3,144,941.98 |

**4**

|  |            |            |
|--|------------|------------|
|  |            |            |
|  | 627,722.17 | 614,703.84 |
|  | 627,722.17 | 614,703.84 |

**5**

|  |  |  |  |
|--|--|--|--|
|  |  |  |  |
|--|--|--|--|

**30**



31

1

|  |               |               |
|--|---------------|---------------|
|  |               |               |
|  | 65,971,977.30 | 25,971,180.00 |
|  | 9,900,000.00  | 29,000,000.00 |
|  | 75,871,977.30 | 54,971,180.00 |

2016 6 30

1.48%-4.35%

2016 6 30

0.00 s € D

|  |                |                |
|--|----------------|----------------|
|  |                |                |
|  | 136,330,401.45 | 113,380,783.25 |
|  | 136,330,401.45 | 113,380,783.25 |

**2**      **1**

|  |  |  |
|--|--|--|
|  |  |  |
|--|--|--|

2016 6 30

1

**36**

**1**

|  |              |              |
|--|--------------|--------------|
|  |              |              |
|  | 3,741,116.09 | 2,512,740.94 |
|  | 3,741,116.09 | 2,512,740.94 |

**2**      **1**

|  |  |  |
|--|--|--|
|  |  |  |
|--|--|--|

**3**

|  |
|--|
|  |
|--|

|  |
|--|
|  |
|--|

|  |              |               |               |              |
|--|--------------|---------------|---------------|--------------|
|  | 6,430,437.88 | 25,520,424.74 | 26,153,959.19 | 5,796,903.43 |
|--|--------------|---------------|---------------|--------------|

2

|   |              |               |               |              |
|---|--------------|---------------|---------------|--------------|
|   |              |               |               |              |
| 1 | 5,899,413.46 | 19,913,065.88 | 20,604,512.73 | 5,207,966.61 |
| 2 |              | 2,209,265.65  | 2,209,265.65  |              |
| 3 | 151,121.49   | 950,367.42    | 934,248.35    | 167,240.56   |
|   | 136,749.79   | 836,913.53    | 822,728.75    | 150,934.58   |
|   | 5,847.59     |               |               |              |



2016 6 30

1

42



43



44



45

1



45

2

3

4

|  |  |  |  |  |  |  |  |  |  |
|--|--|--|--|--|--|--|--|--|--|
|  |  |  |  |  |  |  |  |  |  |
|  |  |  |  |  |  |  |  |  |  |

47

1

|  |  |  |
|--|--|--|
|  |  |  |
|--|--|--|

---

|              |           |           |       |           |        |
|--------------|-----------|-----------|-------|-----------|--------|
| 2012 9 20    |           | 2012 10 8 | 2012  |           | 2014 5 |
| 19           |           | 2014      |       | 2015 5 27 |        |
|              | 2015 6 11 | 2014 6 5  |       |           |        |
|              |           | 2015      |       |           |        |
|              |           | (A )      | 3,000 |           | 12,000 |
|              | 2015 6 24 |           |       |           | (      |
| [2015]1361 ) |           | 3,000     |       |           |        |

|  | -993,175.43 | 3,702,045.3<br>2 | 1,288,652.64 | 227,409.29 | 2,054,466.3<br>7 | 131,517.02 | 1,061,290<br>.94 |
|--|-------------|------------------|--------------|------------|------------------|------------|------------------|
|  |             | 1,516,061.9<br>3 | 1,288,652.64 | 227,409.29 |                  |            |                  |
|  |             | 2,185,983.3      |              |            | 2,054,466.3      |            | 1,061,290        |

---

|  |                |                |
|--|----------------|----------------|
|  | 110,596,762.74 | 88,453,756.94  |
|  | 23,296,608.15  | 41,201,922.54  |
|  |                | 2,858,916.74   |
|  | 36,000,000.00  | 16,200,000.00  |
|  | 97,893,370.89  | 110,596,762.74 |

- 1) 0.00
- 2) 0.00
- 3) 0.00
- 4) 0.00
- 5) 0.00

**61**

|  |               |               |
|--|---------------|---------------|
|  | 11,175,601.55 | 9,783,371.68  |
|  | 1,965,782.32  | 792,160.17    |
|  | 72,201.04     | 61,108.92     |
|  | 2,141,346.66  | 956,506.61    |
|  | 318,146.01    | 576,973.28    |
|  | 20,587,339.69 | 15,345,009.03 |

## 64

|  |               |               |
|--|---------------|---------------|
|  |               |               |
|  | 7,227,125.44  | 5,693,565.32  |
|  | 12,249,902.11 | 10,318,483.60 |
|  | 175,989.44    | 193,282.27    |
|  | 359,199.97    | 291,129.93    |
|  | 95,625.93     | 197,796.83    |
|  | 1,147,408.41  | 1,169,990.66  |
|  | 397,395.17    | 349,606.98    |
|  | 140,244.89    | 314,350.00    |
|  | 182,910.11    | 371,618.68    |
|  | 455,484.22    | 530,861.90    |
|  | 73,555.45     | 104,964.85    |
|  | 300,867.34    | 316,295.03    |
|  | 278,250.28    | 264,097.19    |
|  | 63,744.05     | 80,579.58     |
|  |               |               |
|  | 111,208.37    | 45,921.32     |
|  | 23,258,911.18 | 20,242,544.14 |

## 65

|  |              |              |
|--|--------------|--------------|
|  |              |              |
|  | 1,939,130.20 | 1,478,320.81 |

|  |               |               |
|--|---------------|---------------|
|  | -2,281,878.19 | -1,148,924.16 |
|  | -1,025,747.47 | 605,010.87    |
|  | 1,129,979.84  | 684,232.09    |
|  | -238,515.62   | 1,618,639.81  |

**66**

|  |              |              |
|--|--------------|--------------|
|  |              |              |
|  | -370,005.27  | 341,001.50   |
|  | 3,446,581.24 | 1,216,860.98 |
|  | 3,076,575.97 | 1,557,862.48 |

**67**

|  |  |  |
|--|--|--|
|  |  |  |
|--|--|--|

**68**

|  |  |  |
|--|--|--|
|  |  |  |
|--|--|--|

|  |    |    |    |    |    |              |  | /  |
|--|----|----|----|----|----|--------------|--|----|
|  |    |    |    |    |    | 1,000,000.00 |  |    |
|  |    |    |    |    |    | 530,000.00   |  |    |
|  | -- | -- | -- | -- | -- | 1,530,000.00 |  | -- |

70

|  |  |  |  |
|--|--|--|--|
|  |  |  |  |
|--|--|--|--|

|   |               |
|---|---------------|
|   | 28,693,835.46 |
| / | 4,304,403.29  |
|   | 188,259.24    |
|   | 637,288.78    |
|   | 104,305.10    |
|   | -817,714.48   |
|   | 829,688.97    |
|   | 5,246,230.90  |

72

57

73

1

|  |              |            |
|--|--------------|------------|
|  |              |            |
|  | 1,530,000.00 | 0.00       |
|  | 106,439.39   | 746,183.06 |
|  | 4,403,817.68 | 0.00       |
|  | 470,926.22   | 737.50     |
|  | 6,511,183.29 | 746,920.56 |

2

|  |               |               |
|--|---------------|---------------|
|  |               |               |
|  | 11,738,099.22 | 5,561,637.35  |
|  | 13,261,325.23 | 7,903,454.82  |
|  | 502,385.66    | 270,237.83    |
|  | 25,501,810.11 | 13,735,330.00 |

**3**

|  |  |  |
|--|--|--|
|  |  |  |
|--|--|--|

**4**

|  |  |  |
|--|--|--|
|  |  |  |
|--|--|--|

**5**

|  |               |      |
|--|---------------|------|
|  |               |      |
|  | 36,510,500.00 | 0.00 |

|   |                |                |
|---|----------------|----------------|
|   | 455,484.22     | 530,861.90     |
|   | 319,200.68     | 316,295.03     |
|   | 94,480.91      | 104,964.85     |
|   | 37,144.54      | 210.60         |
|   | -67,710.74     | 1,571,618.98   |
|   | -1,516,061.93  | -529,361.63    |
|   | -45,364.69     | 579,941.61     |
|   | 860,098.41     |                |
|   | -82,278,038.83 | -9,246,736.09  |
|   | 2,792,060.92   | -19,221,314.84 |
|   | 21,528,509.98  | 10,602,673.93  |
|   | -31,296,016.00 | 5,960,643.72   |
| 2 | --             | --             |
| 3 | --             | --             |
|   | 28,554,707.82  | 30,353,443.29  |
|   | 21,796,703.09  | 56,587,916.85  |
|   | 6,758,004.73   | -26,234,473.56 |

---

|  |    |
|--|----|
|  | -- |
|  | -- |

**4**



|  |               |          |                |
|--|---------------|----------|----------------|
|  | 25,349,206.07 | 6.6312   | 168,095,655.29 |
|  | 1,940,718.07  | 0.85467  | 1,658,673.51   |
|  | 250,215.00    | 0.20596  | 51,534.28      |
|  | 10,503,600.00 | 0.064491 | 677,387.67     |

2

(%)

500

100

78

79

1

1

|  |  |  |  |  |  |  |  |  |
|--|--|--|--|--|--|--|--|--|
|  |  |  |  |  |  |  |  |  |
|--|--|--|--|--|--|--|--|--|

2

|  |  |
|--|--|
|  |  |
|--|--|

**3**

|  |  |  |
|--|--|--|
|  |  |  |
|  |  |  |

**4**

**5**

**6**

**2**

**1**



3

4

5

500 2016 6 23

6

1

1

|  |  |  |  |         | 80.00% |  |
|--|--|--|--|---------|--------|--|
|  |  |  |  |         | 80.00% |  |
|  |  |  |  | 100.00% |        |  |
|  |  |  |  | 100.00% |        |  |

2

|  |  |  |  |  |
|--|--|--|--|--|
|  |  |  |  |  |
|--|--|--|--|--|

3

|  |  |  |  |  |  |  |  |  |  |  |  |  |
|--|--|--|--|--|--|--|--|--|--|--|--|--|
|  |  |  |  |  |  |  |  |  |  |  |  |  |
|  |  |  |  |  |  |  |  |  |  |  |  |  |

|  |
|--|
|  |
|  |
|  |







2016 6 30

2016 6 30

|     |                |
|-----|----------------|
| ( ) | ( )            |
| 5%  | -              |
| 5%  | -              |
| 5%  | (1,909,821.05) |
| 5%  | 1,909,821.05   |
| 5%  | 320,669.22     |
| 5%  | (320,669.22)   |

3.

2016

**1**

|  |    |    |    |    |
|--|----|----|----|----|
|  |    |    |    |    |
|  |    |    |    |    |
|  | -- | -- | -- | -- |

|  |    |    |    |    |
|--|----|----|----|----|
|  | -- | -- | -- | -- |
|--|----|----|----|----|

2

3

4

5

6

7

8

9

1

|  |  |  |      |        |        |
|--|--|--|------|--------|--------|
|  |  |  |      |        |        |
|  |  |  | 1000 | 31.87% | 31.87% |

(  
)





2

/

/

/



/



---

|  |  |  |  |  |
|--|--|--|--|--|
|  |  |  |  |  |
|  |  |  |  |  |

6



3

4

1

1



2



2

3

1

2

4

5



2

|  |  |  |  |
|--|--|--|--|
|  |  |  |  |
|--|--|--|--|

3

4

|      | 2016 1-6       | 2015 1-6          |
|------|----------------|-------------------|
|      | 52,392,639.84  | 42,217,852.33     |
| Wifi | 241,139,382.04 | 200,887,979.52    |
|      | 52,815,470.29  | 70,683,132.29     |
|      | 7,944,958.46   | 2,466,361.74      |
|      | 76,281,576.43  | 43,691,101.07     |
|      | 71,222,084.05  | 77,541,425.89     |
|      | 14,030,688.75  | 15,31819.627 408. |

7

8

2016 6 30

|   |         |               |
|---|---------|---------------|
|   |         |               |
| 1 | ( 1 )   | 6,916,574.55  |
| 1 | 2 ( 2 ) | 6,126,166.11  |
| 2 | 3 ( 3 ) | 4,333,104.30  |
| 3 |         | 4,397,913.75  |
|   |         | 21,773,758.71 |

1

1

|  |  |  |  |  |  |  |  |
|--|--|--|--|--|--|--|--|
|  |  |  |  |  |  |  |  |
|  |  |  |  |  |  |  |  |
|  |  |  |  |  |  |  |  |

| 1 |   |               |           |         |
|---|---|---------------|-----------|---------|
| 6 |   | 58,933,664.14 | 0.00      | 0.00%   |
| 6 | 1 | 100,752.60    | 10,075.26 | 10.00%  |
| 2 | 3 | 40,000.48     | 40,000.48 | 100.00% |
|   |   | 59,074,417.22 | 50,075.74 | 0.08%   |

2

29,597.10

0.00

5

6

2

1

**2**

0.00

0.00



**3**



**4**



**6**

|  |  |  |  |  |
|--|--|--|--|--|
|  |  |  |  |  |
|--|--|--|--|--|

**7**

**8**

**3**

|  |  |  |
|--|--|--|
|  |  |  |
|--|--|--|

3

4

|  |  |  |
|--|--|--|
|  |  |  |
|--|--|--|

**2**

|  |       | /    | /    |
|--|-------|------|------|
|  | 4.78% | 0.19 | 0.19 |
|  | 4.52% | 0.18 | 0.18 |

**3**

1  
2  
3  
4